PRODUCT WARRANTY / 12 MONTHS

The PDL Powerguard Cat 954 Campers RCD has a 12 month warranty from the date of purchase providing the unit is installed according to these instructions, local wiring regulations and Codes of Practice. This warranty is void on any unit which has been tampered with, damaged by accident, improper operation or incorrect installation.

This guarantee is in addition to, and does not in any way affect the rights under the Consumer Guarantees Act 1993, if the ACT applies to the supply of this product and you are not acquiring the product for a business use. If the ACT applies and any term is inconsistent with the terms or requirements of the ACT that term shall be invalid without affecting the remaining terms of the warranty.

Note: Under the CGA 1993, Schneider Electric advises that this product does not contain user serviceable components thus spare parts and repair facilities are not available.

In the event of a warranty claim, the product must be returned to the point of purchase or direct to Australia/New Zealand distributors together with the proof of purchase.

PDL ElectricalSolutions

New Zealand Head Office:
PO Box 15 355,New Lynn,
Waitakere 0640, New Zealand
Telephone +64-9-829 0490, Fax +64-9-829 0491
www.pdl.co.nz

33 - 37 Port Wakefield Rd,
Gepps Cross, 5094,
South Australia
Freephone 1300 20 25 25, Freefax 1300 20 25 56
Telephone +61 8 8269 0511, Fax +61 8 8340 1724
www.pdl.com.au

954 leaflet.pdf 19 June 2009

558872

Rev1 CN14356

POWERGUARD
ELECTRICAL SAFETY SWITCH (RESIDUAL CURRENT DEVICE)

CONSUMER OPERATING INSTRUCTIONS FOR MODEL 954 CAMPERS RCD

Your PDL Powerguard is an electronic sensing device which constantly monitors the balance of current flow between phase and neutral in the plugged in appliance. Should your body contact a live part of this appliance, an imbalance is sensed by the Powerguard Safety Switch and the supply automatically switched off. Use of a Safety Switch does not eliminate the need for basic electrical safety precautions.

Model 954 Campers RCD is fitted with 10 metre weather and dust protected cordset for use in camping park areas which require this added safety protection. This model carries a weather and dust protection rating of IP56 (Plug IP44).

IMPORTANT INFORMATION

Although Model 954 Campers RCD can be used with standard camping park power connections and appliances with standard plug tops, it will only retain its weather and dust protection features if used with weather protected socket outlets and plug tops.

- Your PDL Powerguard should always be plugged into the camping park socket outlet, NOT an extension cord.
- It is normal for the housing of your PDL Powerguard to be slightly warm during use.
- Your PDL Powerguard is specifically designed for use in camping parks to provide power source to tents.
- Safety Switches (RCDs) do not protect you against an electrical shock caused by contacting both Phase and Neutral of the electrical circuit.
- Your PDL Powerguard is designed as a protection device, therefore DO NOT use as an On/Off switch.
- If your PDL Powerguard is damaged such as from dropping or immersion in water, do not use again until checked by a qualified service agent.
- Used correctly, your PDL Powerguard is designed to protect you against electrical faults to earth, it DOES NOT offer overload protection.
- Any appliance connected to your PDL Powerguard MUST be unplugged before any inspection or repair is attempted on the appliance.

CLEANING INSTRUCTIONS

Use a clean cloth dampened with water to wipe down unit.

HOW TO USE YOUR PDL POWERGUARD

1 Plug your PDL powerguard into a fixed socket outlet and switch socket ON.

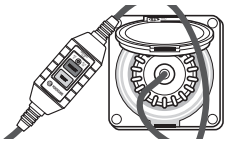

Although Model 954 Campers RCD can be used with standard camping park power connections and appliances with standard plug tops, it will only retain its weather and dust protection features if used with weather protected socket outlets and plug tops.

2 Press RESET button to activate your PDL Powerguard. The indicator will change from BLACK to RED.

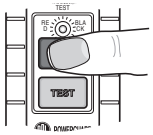

3 Switch OFF socket outlet, then check that the indicator has changed to BLACK. If this does not occur, remove your PDL Powerguard and contact a qualified service agent for advice, before use.

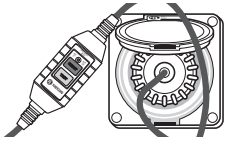

4 Switch ON socket outlet again and press RESET button to activate your PDL Powerguard. The indicator will change from BLACK to RED.

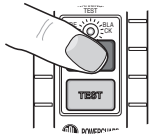

5 Press TEST button, then check that the indicator has changed to BLACK. If this does not occur, remove PDL Powerguard and contact a qualified service agent for advice, before use.

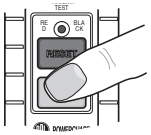

6 Press RESET button again to activate your PDL Powerguard. The indicator will change from BLACK to RED.



7 Plug required appliance or tool into your PDL Powerguard and operate as normal.

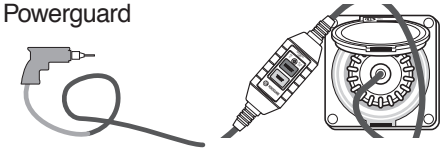

Although Model 954 Campers RCD can be used with standard camping park power connections and appliances with standard plug tops, it will only retain its weather and dust protection features if used with weather protected socket outlets and plug tops.

IF YOUR PDL POWERGUARD TRIPS DURING USE

1 The indicator on your PDL Powerguard will change to black.

2 Remove the appliance or tool from your PDL Powerguard.

3. Press the RESET button.

4. The indicator of your PDL Powerguard should be showing RED. Repeat how to use instructions.

5 Your appliance or tool and its cord should be checked by a suitably qualified person.

NOTE: If power supply is switched off, your PDL Powerguard will trip out - indicator BLACK

TECHNICAL SPECIFICATIONS

Rated Voltage	230 - 240V a.c. 50Hz
Rated Current	15 amps
Maximum Load	3600 Watts
Tripping Current	30 mA
Average Trip Time	30 ms
Cord Length	10 metres
Weather Protection	IP56 for Connector (Socket) IP 56 for Inline RCD IP 44 for Plug
Type Tested to	AS/NZS3190 AS/NZS3100 AS/NZS3001

New Zealand Patent Application	N^{O} 242376
	N^{O} 239076
Australian PatentApplication	N^{O} 20394/92