PacT Series

MicroLogic Trip Units and Control Units

Firmware History

PacT Series offers world-class breakers and switches.

DOCA0155EN-17
07/2026

Legal Information

The information provided in this document contains general descriptions, technical characteristics and/or recommendations related to products/solutions.

This document is not intended as a substitute for a detailed study or operational and site-specific development or schematic plan. It is not to be used for determining suitability or reliability of the products/solutions for specific user applications. It is the duty of any such user to perform or have any professional expert of its choice (integrator, specifier or the like) perform the appropriate and comprehensive risk analysis, evaluation and testing of the products/solutions with respect to the relevant specific application or use thereof.

The Schneider Electric brand and any trademarks of Schneider Electric and its subsidiaries referred to in this document are the property of Schneider Electric or its subsidiaries. All other brands may be trademarks of their respective owner.

This document and its content are protected under applicable copyright laws and provided for informative use only. No part of this document may be reproduced or transmitted in any form or by any means (electronic, mechanical, photocopying, recording, or otherwise), for any purpose, without the prior written permission of Schneider Electric.

Schneider Electric does not grant any right or license for commercial use of the document or its content, except for a non-exclusive and personal license to consult it on an "as is" basis.

Electrical equipment should be installed, operated, serviced, and maintained only by qualified personnel. No responsibility is assumed by Schneider Electric for any consequences arising out of the use of this material.

Schneider Electric reserves the right to make changes or updates with respect to or in the content of this document or the format thereof, at any time without notice.

To the extent permitted by applicable law, no responsibility or liability is assumed by Schneider Electric and its subsidiaries for any errors or omissions in the informational content of this document, as well as any non-intended use or misuse of the content thereof.

Table of Contents

Table of Contents 3
Safety Information 5
About the Document 6
PacT Series Master Range 9
MicroLogic Firmware Update Policy 10
- Firmware Update Policy 10
- Firmware Update with EcoStruxure Power Commission Software 10
- Procedure for Finding the Firmware Version of a MicroLogic Trip Unit or Control Unit 11
- Procedure for Finding the Firmware Version of a MicroLogic Active Control Unit 13
- Firmware Release Notes 14

NSX MicroLogic Trip Units 15
- NSX MicroLogic 5/6 Firmware History 15
- NSX MicroLogic 7 Firmware History 15
- Enerlin'X Devices Compatible with NSX MicroLogic 5/6 Trip Units 16
- Enerlin'X Devices Compatible with NSX MicroLogic 7 Trip Units 17

NT/NW MicroLogic Trip Units 19
- NT/NW MicroLogic Trip Units 19
- NT/NW MicroLogic A Firmware History 19
- NT/NW MicroLogic E Firmware History 19
- NT/NW MicroLogic P/H Firmware History 20
- Enerlin'X Devices Compatible with NT/NW MicroLogic A/E 20
- Enerlin'X Devices Compatible with NT/NW MicroLogic P/H 21

MTZ MicroLogic X Control Units 23
- MTZ MicroLogic X Firmware History 23
- Enerlin'X Devices Compatible with MTZ MicroLogic X Control Unit 23
- Digital Modules Compatible with MTZ MicroLogic X Control Unit 24

MTZ MicroLogic Active Control Units 26
- MTZ MicroLogic Active Firmware History 26
- Enerlin'X Devices Compatible with MTZ MicroLogic Active Control Unit 26

Safety Information

Important Information

Read these instructions carefully, and look at the equipment to become familiar with the device before trying to install, operate, service, or maintain it. The following special messages may appear throughout this documentation or on the equipment to warn of potential hazards or to call attention to information that clarifies or simplifies a procedure.

The addition of this symbol to a “Danger” or “Warning” safety label indicates that an electrical hazard exists which will result in personal injury if the instructions are not followed.

This is the safety alert symbol. It is used to alert you to potential personal injury hazards. Obey all safety messages that follow this symbol to avoid possible injury or death.

⚠ DANGER

DANGER indicates a hazardous situation which, if not avoided, **will result in** death or serious injury.

⚠ WARNING

WARNING indicates a hazardous situation which, if not avoided, **could result in** death or serious injury.

⚠ CAUTION

CAUTION indicates a hazardous situation which, if not avoided, **could result** in minor or moderate injury.

NOTICE

NOTICE is used to address practices not related to physical injury.

Please Note

Electrical equipment should be installed, operated, serviced, and maintained only by qualified personnel. No responsibility is assumed by Schneider Electric for any consequences arising out of the use of this material.

A qualified person is one who has skills and knowledge related to the construction and operation of electrical equipment and its installation, and has received safety training to recognize and avoid the hazards involved.

About the Document

Document Scope

This document provides users with the following information:

- How to find the firmware version of a MicroLogic trip unit or control unit.
- The history of previous firmware versions of a MicroLogic trip unit or control unit.
- The compatibility between Enerlin'X devices and a MicroLogic trip unit or control unit.
- The compatibility between Digital Modules and a MicroLogic X control unit.

Validity Note

This document applies to the following MicroLogic trip units or control units:

- MicroLogic 5/6 trip units for:
  - ComPacT NSX circuit breakers
  - PowerPacT H-, J-, and L-frame circuit breakers
- MicroLogic 7 trip units for ComPacT NSX circuit breakers
- MicroLogic A/P/H trip units for:
  - MasterPacT NT/NW circuit breakers
  - ComPacT NS630b-3200 circuit breakers
  - PowerPacT P- and R-frame circuit breakers
- MicroLogic E trip units for:
  - MasterPacT NT/NW circuit breakers
  - ComPacT NS630b-3200 circuit breakers
- MicroLogic X/Xi control units for MasterPacT MTZ circuit breakers
- MicroLogic Active control units for MasterPacT MTZ circuit breakers

Online Information

The characteristics of the products described in this document are intended to match the characteristics that are available on www.se.com. As part of our corporate strategy for constant improvement, we may revise the content over time to enhance clarity and accuracy. If you see a difference between the characteristics in this document and the characteristics on www.se.com, consider www.se.com to contain the latest information.

General Cybersecurity Information

In recent years, the growing number of networked machines and production plants has seen a corresponding increase in the potential for cyber threats, such as unauthorized access, data breaches, and operational disruptions. You must, therefore, consider all possible cybersecurity measures to help protect assets and systems against such threats.

To help keep your Schneider Electric products secure and protected, it is in your best interest to implement the cybersecurity best practices as described in the Cybersecurity Best Practices document.

Schneider Electric provides additional information and assistance:

- Subscribe to the Schneider Electric security newsletter.
- Visit the Cybersecurity Support Portal web page to:
  - Find Security Notifications.
  - Report vulnerabilities and incidents.
- Visit the Schneider Electric Cybersecurity and Data Protection Posture web page to:
  - Access the cybersecurity posture.
  - Learn more about cybersecurity in the cybersecurity academy.
  - Explore the cybersecurity services from Schneider Electric.

Environmental Data

For product compliance and environmental information, refer to the Schneider Electric Environmental Data Program.

Related Documents

The following table lists firmware release notes for MicroLogic trip units or control units and Enerlin'X devices.

Title of documentation	Reference number
MasterPacT MTZ - MicroLogic X Control Unit - Firmware Release Notes	DOCA0144EN
MasterPacT MTZ - MicroLogic Active Control Unit - Firmware Release Notes	DOCA0267EN
Enerlin'X IFM - Modbus-SL Interface for One Circuit Breaker - Firmware Release Notes (TRV00210/STRV00210)	DOCA0145EN
Enerlin'X IFM - Modbus-SL Interface for One Circuit Breaker - Firmware Release Notes (LV434000)	DOCA0146EN
Enerlin'X IFE/EIFE - Ethernet Interface - Firmware Release Notes	DOCA0147EN
Enerlin'X - IFE Server - Firmware Release Notes	DOCA0148EN
EcoStruxure - Input/Output Application Module for One Circuit Breaker - IO Module Firmware Release Notes	DOCA0149EN
Enerlin'X FDM121 - Front Display Module for One Circuit Breaker - Firmware Release Notes	DOCA0150EN
Enerlin'X FDM128 - Ethernet Display for Eight Devices - Firmware Release Notes	DOCA0151EN
BCM ULP - Firmware Release Notes	DOCA0152EN
ComPacT NSX - MicroLogic 5/6 Trip Unit - Firmware Release Notes	DOCA0153EN
ComPacT NSX - MicroLogic 7 Trip Unit - Firmware Release Notes	DOCA0154EN

Title of documentation	Reference number
ComPacT NSX BSCM Modbus SL/ULP Module - Firmware Release Notes	DOCA0329EN
Breaker Communication and Isolation Module (BCIM) for MicroLogic Active Control Unit - Firmware Release Notes	DOCA0395EN

You can download these technical publications and other technical information from our website at www.se.com/ww/en/download/.

Information on Non-Inclusive or Insensitive Terminology

As a responsible, inclusive company, Schneider Electric is constantly updating its communications and products that contain non-inclusive or insensitive terminology. However, despite these efforts, our content may still contain terms that are deemed inappropriate by some customers.

Trademarks

QR Code is a registered trademark of DENSO WAVE INCORPORATED in Japan and other countries.

PacT Series Master Range

Future-proof your installation with Schneider Electric's low-voltage and medium-voltage PacT Series. Built on legendary Schneider Electric innovation, the PacT Series comprises world-class circuit breakers, switches, residual current devices and fuses, for all standard and specific applications. Experience robust performance with PacT Series within the EcoStruxure-ready switchgear, from 16 to 6300 A in low-voltage and up to 40.5 kV in medium-voltage.

MicroLogic Firmware Update Policy

Firmware Update Policy

The MicroLogic trip unit or control unit of a circuit breaker is the main component of the intelligent modular unit (IMU). The IMU includes the circuit breaker, the MicroLogic trip unit or control unit and the associated optional Enerlin'X devices.

The primary reason for updating the firmware of a MicroLogic trip unit or control unit is to obtain the latest IMU features. If the latest IMU features are not required, it is not mandatory to update the firmware of the MicroLogic trip unit or control unit and the Enerlin'X devices of the IMU.

If you notice a bug on the MicroLogic trip unit or control unit, or on one of the Enerlin'X devices of the IMU, refer to the firmware release notes corresponding to the device to check if the bug is corrected in a later version of the firmware. Update the firmware of the device to benefit from the correction. If there is no bug fix available, call the Customer Care Centre.

Use the latest version of EcoStruxure Power Commission software to update the firmware of a MicroLogic trip unit or control unit, or an Enerlin'X device of the IMU.

After updating the firmware of one device, Schneider Electric recommends updating the firmware of the other devices in the IMU to maintain compatibility and avoid discrepancies between devices. Before proceeding, check the compatibility of the other devices with the new firmware.

The tables in this document provide information about the backward compatibility between MicroLogic trip units or control units and Enerlin'X devices.

Firmware Update with EcoStruxure Power Commission Software

Use the latest version of EcoStruxure™ Power Commission software:

- To check the firmware compatibility of the devices in the Intelligent Modular Unit (IMU).
- To find the firmware version of a MicroLogic trip unit or control unit (refer to the following procedure).
- To update the devices with the latest firmware version available.

Click here to download the latest version of EcoStruxure Power Commission software.

For more information about the use of EcoStruxure Power Commission software, refer to *EcoStruxure Power Commission Online Help* available in the software.

Procedure for Finding the Firmware Version of a MicroLogic Trip Unit or Control Unit

Follow this procedure to find the firmware version of a MicroLogic trip unit or control unit. The example shows the MicroLogic X control unit:

Step	Action
1	Connect the PC running EcoStruxure Power Commission software to the MicroLogic trip unit or control unit.
2	Click **Connect to device directly**. 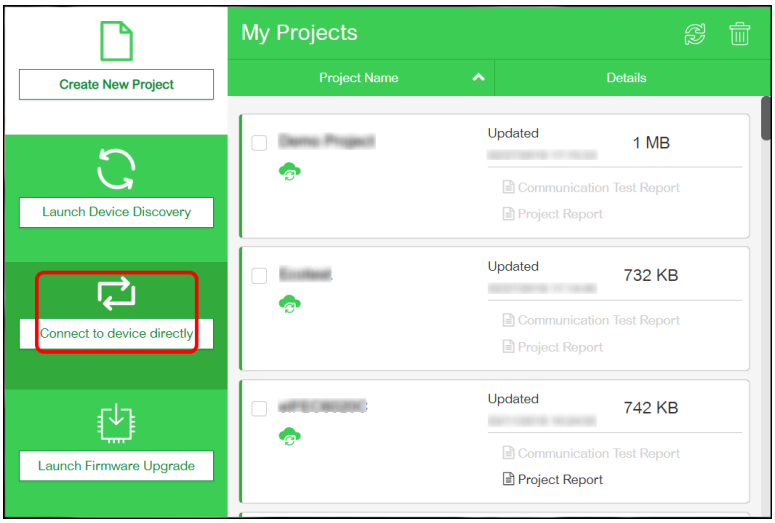
3	Fill in the project details and click **NEXT**. 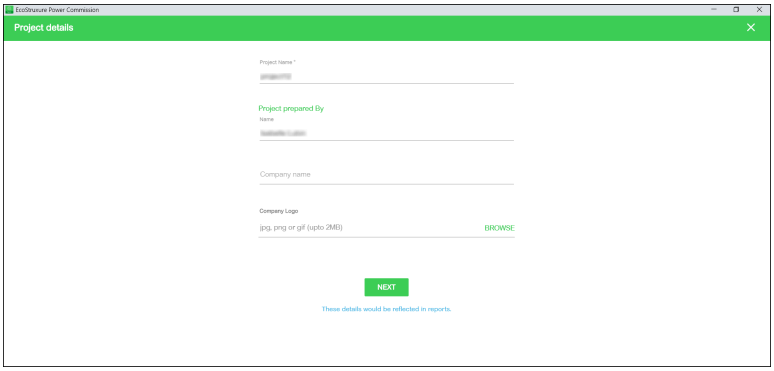
4	Fill in the end user site details and click **CONTINUE**. 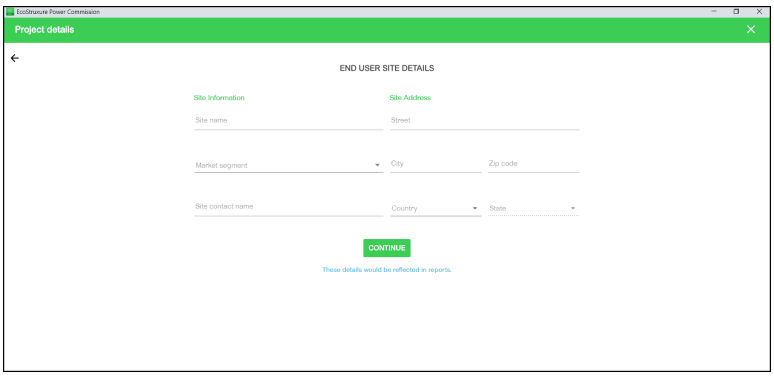 The device is displayed.

Step	Action
5	If a new MicroLogic X firmware version is available, a blue pop-up message is displayed to invite the user to update the firmware. Click **CONNECT TO DEVICE**. 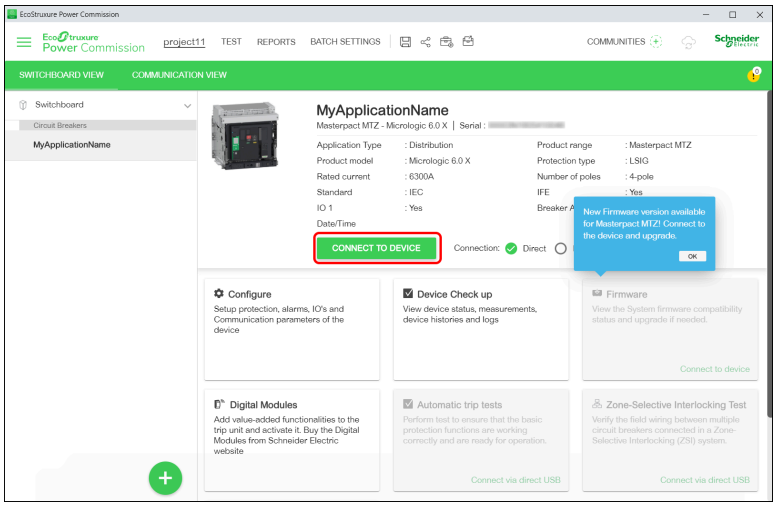
6	Click **Firmware**. The firmware versions of the devices in the IMU are displayed. 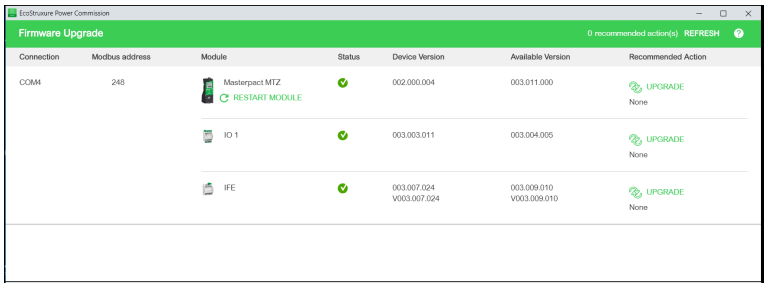

Procedure for Finding the Firmware Version of a MicroLogic Active Control Unit

Follow this procedure to find the firmware version of a MicroLogic Active control unit:

Step	Action
1	Connect a PC running EcoStruxure Power Commission software to the MicroLogic Active control unit. **A** Cable plug connected to the USB-C port of MicroLogic Active control unit **B** USB-A to USB-C port cable **C** PC running EcoStruxure Power Commission software
2	Launch EcoStruxure Power Commission software.
3	From the EcoStruxure Power Commission home page, click the **Circuit Breaker** section. 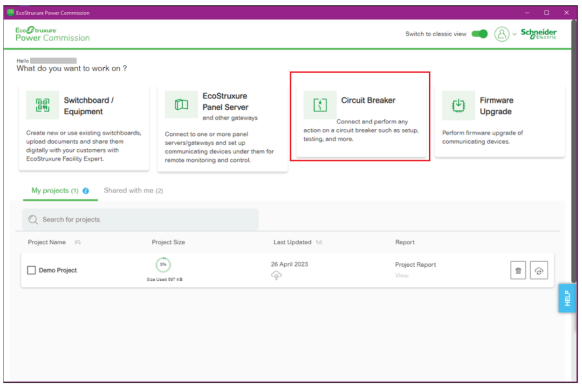
4	Click **CONNECT** on the displayed pop-up screen, to add the device to the switchboard and connect to it. **Result**: A window displays to indicate that device connection is in progress. It disappears automatically when the device is connected.
5	Enter the account details when prompted.
6	Click **Firmware**. The firmware version of the MicroLogic Active control unit is displayed. 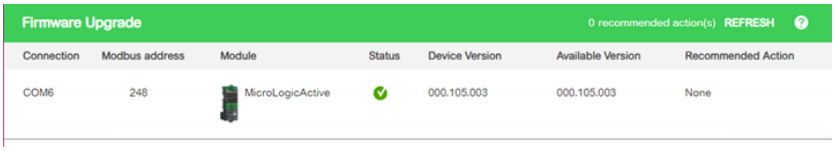

Firmware Release Notes

Release notes are documents that detail the history of the firmware versions of a device, indicating for each firmware version:

- Firmware version release date
- New features
- Bugs fixed
- References of related documents

NSX MicroLogic Trip Units

NSX MicroLogic 5/6 Firmware History

The new generation of NSX MicroLogic 5/6 trip units is designed for:

- ComPacT NSX circuit breakers
- PowerPacT H-, J-, and L-frame circuit breakers

NOTE: The information related to the new generation of MicroLogic 5/6 trip units in this document applies also to MicroLogic 5/6 trip units for ComPact NSX and PowerPact H-, J-, and L-frame circuit breakers. The exceptions are mentioned wherever applicable.

Each hardware version of an NSX MicroLogic 5/6 trip unit is compatible with one or more firmware versions (see table below). You can update an NSX MicroLogic 5/6 trip unit to the latest firmware version compatible with its hardware. For more information, refer to DOCA0153EN *ComPacT NSX - MicroLogic 5/6 Trip Unit - Firmware Release Notes*, page 7.

Date	NSX MicroLogic 5/6 hardware version	NSX MicroLogic 5/6 firmware version	Availability
October 2025	HW 001.000.000	FW 001.008.004	Release for manufacturing
March 2024	HW 001.000.000	FW 001.008.003	Obsolete
January 2022	HW 001.000.000	FW 001.006.001	Obsolete
July 2021	HW 001.000.000	FW 001.005.002	Obsolete
April 2021	HW 001.000.000	FW 001.005.001	Obsolete
June 2018	HW 001.000.000	FW 001.003.000	Obsolete
December 2016	HW 001.000.000	FW 001.002.002	Obsolete
December 2015	HW 15*	FW 1.1.0	Obsolete
December 2014	HW 15	FW 1.0.3	Obsolete
July 2008	HW 15	FW 1.0.2	Obsolete

NOTE: The firmware of NSX MicroLogic 5/6 trip units with hardware version 15 or 15* cannot be updated.

Example: MicroLogic 5 trip unit with firmware version 001.002.002 can be updated to firmware version 001.008.003, which is compatible with hardware version 001.000.000. The firmware of NSX MicroLogic 5/6 trip units with hardware version 15 or 15* cannot be updated.

NSX MicroLogic 7 Firmware History

The new generation of NSX MicroLogic 7 trip units is designed for ComPacT NSX circuit breakers only.

NOTE: The information related to the new generation of MicroLogic 7 trip units in this document applies also to MicroLogic 7 trip units for ComPacT NSX circuit breakers. The exceptions are mentioned wherever applicable.

The hardware and firmware versions of NSX MicroLogic 7 trip units are different from the hardware and firmware versions of NSX MicroLogic 5/6 trip units. For more information, refer to DOCA0154EN *ComPacT NSX - MicroLogic 7 Trip Unit - Firmware Release Notes*, page 7.

Date	NSX MicroLogic 7 firmware version	Availability
July 2022	002.003.001	Release for manufacturing
July 2021	002.002.001	Obsolete
April 2021	002.002.000	Obsolete
July 2018	002.001.001	Obsolete

Enerlin'X Devices Compatible with NSX MicroLogic 5/6 Trip Units

Use EcoStruxure Power Commission software to find the firmware version of an NSX MicroLogic 5/6 trip unit:

- For NSX MicroLogic 5/6 trip units with firmware version 1.0.2, use EcoStruxure Power Commission software to update to firmware version 1.0.3 to maintain compatibility with all Enerlin'X devices.
- For NSX MicroLogic 5/6 trip units with firmware version greater than or equal to 1.0.3, NSX MicroLogic 5/6 trip unit is compatible with all Enerlin'X devices.

NOTICE

HAZARD OF NON-COMMUNICATION BETWEEN THE IMU DEVICES

Check the firmware compatibility of the devices in the IMU by using the latest version of EcoStruxure Power Commission software, and follow the recommended actions.

Failure to follow these instructions can result in critical firmware discrepancy.

The following table shows the minimum firmware version of Enerlin'X devices that is required to enable communication with an NSX MicroLogic 5/6 trip unit.

	Part number	Firmware version of NSX MicroLogic 5/6 trip unit	
		1.0.2	≥ 1.0.3
IFM Modbus-SL interface for one circuit breaker with RJ45	LV434000	≥ 003.000.012	≥ 003.000.012
IFM Modbus-SL interface for one circuit breaker	TRV00210 STRV00210	≥ 001.001.001	≥ 002.002.007
IFE Ethernet interface for one circuit breaker with RTC	LV434001	–	≥ 003.006.011
IFE Ethernet interface for one circuit breaker	LV434010	–	• program file: ≥ 001.008.004 • webpage: ≥ 001.008.009
IFE Ethernet switchboard server with RTC	LV434002	–	≥ 003.006.011
IFE Ethernet switchboard server	LV434011	–	• program file: ≥ 001.008.004 • webpage: ≥ 001.008.009
IO input/output application module for one circuit breaker	LV434063	–	≥ 002.001.004
FDM121 front display module for one circuit breaker	TRV00121 STRV00121	≥ 002.003.004	≥ 002.003.005
FDM128 Ethernet display for eight devices	LV434128	–	≥ 5.5.6
USB maintenance module	TRV00911	≥ 001.000.009	≥ 001.000.009
BSCM Modbus SL/ULP module	LV434220 S434220	–	≥ 001.000.000(1)

	Part number	Firmware version of NSX MicroLogic 5/6 trip unit	
		1.0.2	≥ 1.0.3
BSCM circuit breaker status control module	LV434205	≥ 002.001.008	≥ 002.002.007
(1) Setting of the BSCM Modbus SL/ULP module is available on NSX MicroLogic 5/6 trip units with firmware version ≥ 001.008.003.			

Example: An NSX MicroLogic 5 trip unit with firmware version 1.0.2 is compatible with:

- IFM interface TRV00210 with firmware version greater than or equal to 001.001.001 or IFM interface LV434000 with firmware version greater than or equal to 003.000.012
- FDM121 display with firmware version greater than or equal to 002.003.004
- USB maintenance module with firmware version greater than or equal to 001.000.009
- BSCM module with firmware version greater than or equal to 002.001.008

The NSX MicroLogic 5 trip unit must be updated to firmware version 1.0.3 to be compatible with IO module, IFE interfaces or BSCM Modbus SL/ULP module.

NOTE: NSX MicroLogic 5 trip unit must be updated to firmware version greater than or equal to 001.008.003 to benefit from the setting of the BSCM Modbus SL/ULP module by using the MicroLogic 5 display.

Enerlin'X Devices Compatible with NSX MicroLogic 7 Trip Units

NOTICE

HAZARD OF NON-COMMUNICATION BETWEEN THE IMU DEVICES

Check the firmware compatibility of the devices in the IMU by using the latest version of EcoStruxure Power Commission software, and follow the recommended actions.

Failure to follow these instructions can result in critical firmware discrepancy.

The following table shows the minimum firmware version of Enerlin'X devices that is required to enable communication with an NSX MicroLogic 7 trip unit.

Device	**Part number**	**Firmware version of NSX MicroLogic 7 trip unit**
		≥ 002.001.001
IFM Modbus-SL interface for one circuit breaker with RJ45	LV434000	≥ 003.000.012
IFM Modbus-SL interface for one circuit breaker	TRV00210 STRV00210	≥ 002.002.007
IFE Ethernet interface for one circuit breaker with RTC	LV434001	≥ 003.006.011
IFE Ethernet interface for one circuit breaker	LV434010	• program file: ≥ 001.008.004 • webpage: ≥ 001.008.009
IFE Ethernet switchboard server with RTC	LV434002	≥ 003.006.011
IFE Ethernet switchboard server	LV434011	• program file: ≥ 001.008.004 • webpage: ≥ 001.008.009
IO input/output application module for one circuit breaker	LV434063	≥ 002.001.004
FDM121 front display module for one circuit breaker	TRV00121 STRV00121	≥ 002.003.005
FDM128 Ethernet display for eight devices	LV434128	≥ 5.5.6
USB maintenance module	TRV00911	≥ 001.000.009
BSCM Modbus SL/ULP module	LV434220 S434220	≥ 001.000.000
BSCM circuit breaker status control module	LV434205	≥ 002.002.007

NT/NW MicroLogic Trip Units

NT/NW MicroLogic Trip Units

NT/NW MicroLogic trip units communicate with Enerlin'X devices of the IMU through a BCM ULP circuit breaker communication module.

Use EcoStruxure Power Commission software to update the firmware version of the BCM ULP circuit breaker communication module to benefit from new features and maintain compatibility between Enerlin'X devices.

NT/NW MicroLogic A Firmware History

NT/NW MicroLogic A trip units are designed for:

- MasterPacT NT/NW circuit breakers
- ComPacT NS630b-3200 circuit breakers
- PowerPacT P- and R-frame circuit breakers

NOTE: The information related to the new generation of MicroLogic A trip units for ComPacT NS and PowerPacT P- and R-frame circuit breakers in this document applies also to MicroLogic A trip units for ComPact NS and PowerPact P- and R-frame circuit breakers. The exceptions are mentioned wherever applicable.

Date	NT/NW MicroLogic A firmware version	Availability
October 2009	01.029	Release for manufacturing
August 2009	01.028	Obsolete
September 2007	01.027	Obsolete

NT/NW MicroLogic E Firmware History

NT/NW MicroLogic E trip units are designed for:

- MasterPacT NT/NW circuit breakers
- ComPacT NS630b-3200 circuit breakers

NOTE: The information related to the new generation of MicroLogic E trip units for ComPacT NS circuit breakers in this document applies also to MicroLogic E trip units for ComPact NS circuit breakers. The exceptions are mentioned wherever applicable.

Date	NT/NW MicroLogic E firmware version	Availability
June 2013	1.016	Release for manufacturing
June 2012	1.013	Obsolete
October 2011	1.012	Obsolete

NT/NW MicroLogic P/H Firmware History

NT/NW MicroLogic P/H trip units are designed for:

- MasterPacT NT/NW circuit breakers
- ComPacT NS630b-3200 circuit breakers
- PowerPacT P- and R-frame circuit breakers

NOTE: The information related to the new generation of MicroLogic P/H trip units for ComPacT NS and PowerPacT P- and R-frame circuit breakers in this document applies also to MicroLogic P/H trip units for ComPact NS and PowerPact P- and R-frame circuit breakers. The exceptions are mentioned wherever applicable.

Date	NT/NW MicroLogic P/H firmware version	Availability
October 2014	2014AQ(1) or 8.284(2)	Release for manufacturing
March 2014	2014AN(1) or 8.282(2)	Obsolete
December 2010	2010AK(1) or 8.273(2)	Obsolete
March 2009	2009AJ(1) or 8.268(2)	Obsolete
(1) Firmware version displayed on MicroLogic HMI. (2) Firmware version readable in MicroLogic register 8710 through communication.		

Enerlin'X Devices Compatible with NT/NW MicroLogic A/E

Compatibility with Enerlin'X devices of the IMU depends on the firmware version of the BCM ULP module only. It does not depend on the firmware version of the MicroLogic trip unit. For more information, refer to DOCA0152EN *BCM ULP - Firmware Release Notes*, page 7 .

NOTICE

HAZARD OF NON-COMMUNICATION BETWEEN THE IMU DEVICES

Check the firmware compatibility of the devices in the IMU by using the latest version of EcoStruxure Power Commission software, and follow the recommended actions.

Failure to follow these instructions can result in critical firmware discrepancy.

The following table shows the minimum firmware version of Enerlin'X devices that is required to enable communication with a BCM ULP module.

Device	Part number	Firmware version of BCM ULP module	
		3.3.4 – 4.0.6	≥ 4.0.7
IFM Modbus-SL interface for one circuit breaker with RJ45	LV434000	–	≥ 003.000.012
IFM Modbus-SL interface for one circuit breaker	TRV00210 STRV00210	–	≥ 002.002.007
IFE Ethernet interface for one circuit breaker with RTC	LV434001	–	≥ 003.006.011
IFE Ethernet interface for one circuit breaker	LV434010	–	• program file: ≥ 001.008.004 • webpage: ≥ 001.008.009
IFE Ethernet switchboard server with RTC	LV434002	–	≥ 003.006.011

Device	Part number	Firmware version of BCM ULP module	
		3.3.4 – 4.0.6	**≥ 4.0.7**
IFE Ethernet switchboard server	LV434011	–	• program file: ≥ 001.008.004 • webpage: ≥ 001.008.009
IO input/output application module for one circuit breaker	LV434063	–	≥ 002.001.004
FDM121 front display module for one circuit breaker	TRV00121 STRV00121	≥ 002.003.004	≥ 002.003.005
FDM128 Ethernet display for eight devices	LV434128	–	≥ 5.5.8
USB maintenance module	TRV00911	≥ 001.000.009	≥ 001.000.009

Example: An NT/NW MicroLogic A trip unit equipped with a BCM ULP circuit breaker communication module with firmware version 3.3.4 is compatible with:

- FDM121 display with firmware version greater than or equal to 002.003.004
- USB maintenance module with firmware version greater than or equal to 001.000.009

The firmware version of the BCM ULP module must be updated to a version greater than 4.0.7 to be compatible with IO module or IFE interfaces. Use EcoStruxure Power Commission software to update the firmware of the BCM ULP module.

Enerlin'X Devices Compatible with NT/NW MicroLogic P/H

Compatibility with Enerlin'X devices of the IMU depends on the firmware version of the MicroLogic P/H trip unit and on the firmware version of the BCM ULP module. For more information, refer to DOCA0152EN *BCM ULP - Firmware Release Notes*, page 7.

NOTICE

HAZARD OF NON-COMMUNICATION BETWEEN THE IMU DEVICES

Check the firmware compatibility of the devices in the IMU by using the latest version of EcoStruxure Power Commission software, and follow the recommended actions.

Failure to follow these instructions can result in critical firmware discrepancy.

The following table shows the minimum firmware version of the Enerlin'X devices that is required to enable communication with a MicroLogic P/H trip unit, depending on the firmware version of the BCM ULP module.

Device	Part number	Firmware version of BCM ULP module		
		MicroLogic 2010AK (1) or 8.273 (2) and BCM ULP ≥ 3.3.4	**MicroLogic ≥ 2014AN (1) or 8.282 (2) and BCM ULP 3.3.4 – 4.0.6**	**MicroLogic ≥ 2014AN (1) or 8.282 (2) and BCM ULP ≥ 4.0.7**
IFM Modbus-SL interface for one circuit breaker with RJ45	LV434000	–	–	≥ 003.000.012
IFM Modbus-SL interface for one circuit breaker	TRV00210 STRV00210	–	–	≥ 002.002.007
IFE Ethernet interface for one circuit breaker with RTC	LV434001	–	–	≥ 003.006.011
IFE Ethernet interface for one circuit breaker	LV434010	–	–	• program file: ≥ 001.008.004

Device	Part number	Firmware version of BCM ULP module		
		MicroLogic 2010AK (1) or 8.273 (2) and BCM ULP ≥ 3.3.4	**MicroLogic ≥ 2014AN (1) or 8.282 (2) and BCM ULP 3.3.4 – 4.0.6**	**MicroLogic ≥ 2014AN (1) or 8.282 (2) and BCM ULP ≥ 4.0.7**
				• webpage: ≥ 001.008.009
IFE Ethernet switchboard server with RTC	LV434002	–	–	≥ 003.006.011
IFE Ethernet switchboard server	LV434011	–	–	• program file: ≥ 001.008.004 • webpage: ≥ 001.008.009
IO input/output application module for one circuit breaker	LV434063	–	–	≥ 002.001.004
FDM121 front display module for one circuit breaker	TRV00210 STRV00210	≥ 002.003.004	≥ 002.003.004	≥ 002.003.005
FDM128 Ethernet display for eight devices	LV434128	–	–	≥ 5.5.8
USB maintenance module	TRV00911	≥ 001.000.009	≥ 001.000.009	≥ 001.000.009

(1) NT/NW MicroLogic P/H trip unit firmware version displayed on MicroLogic HMI.

(2) NT/NW MicroLogic P/H trip unit firmware version readable in MicroLogic register 8710 through communication.

Example: An NT/NW MicroLogic P trip unit with firmware version 2014AN or 8.282 and equipped with a BCM ULP circuit breaker communication module with firmware version 3.3.4 is compatible with:

- FDM121 display with firmware version greater than or equal to 002.003.004
- USB maintenance module with firmware version greater than or equal to 001.000.009

The firmware version of the BCM ULP module must be updated to a version greater than 4.0.7 to be compatible with IO module or IFE interfaces. EcoStruxure Power Commission software to update the firmware of the BCM ULP module.

MTZ MicroLogic X Control Units

MTZ MicroLogic X Firmware History

MTZ MicroLogic X control units are designed for:

- MasterPacT MTZ1 circuit breakers with MicroLogic X control unit
- MasterPacT MTZ2/MTZ3 circuit breakers with MicroLogic X control unit

Date	MicroLogic X Firmware version	Availability
June 2026	005.107.002	Digital release in EcoStruxure Power Commission (EPC) software for MicroLogic X control units for IEC standard
June 2026	005.103.003	Release for manufacturing of MicroLogic X control units for UL standard
February 2023	005.103.003	Obsolete
October 2021	004.109.000	Obsolete
March 2021	004.107.000	Obsolete
October 2020	004.105.003	Obsolete
April 2020	004.105.000	Obsolete
December 2019	004.101.000	Obsolete
July 2019	003.012.000	Obsolete
March 2019	003.011.000	Obsolete
November 2018	002.000.004	Obsolete
April 2018	002.000.003	Obsolete
March 2018	002.000.002	Obsolete
December 2017	001.000.206	Obsolete
July 2017	001.000.202	Obsolete
December 2016	001.000.200	Obsolete

NOTE: This firmware history also applies to MicroLogic Xi control units. A MicroLogic Xi control unit is a MicroLogic X control unit without **Bluetooth**® Low Energy communication. The firmware versions of the MicroLogic X and MicroLogic Xi control units are the same from firmware version 004.105.003.

For more information, refer to DOCA0144EN *MasterPacT MTZ - MicroLogic X Control Unit - Firmware Release Notes*, page 7 .

Enerlin'X Devices Compatible with MTZ MicroLogic X Control Unit

NOTICE

HAZARD OF NON-COMMUNICATION BETWEEN THE IMU DEVICES

Check the firmware compatibility of the devices in the IMU by using the latest version of EcoStruxure Power Commission software, and follow the recommended actions.

Failure to follow these instructions can result in critical firmware discrepancy.

The following table shows the minimum firmware version of Enerlin'X devices that is required to enable communication with an MTZ MicroLogic X control unit.

Device	Part number	Firmware version of MTZ MicroLogic X control unit	
		001.000.200 to 001.000.206	**≥ 002.000.002**
IFM Modbus-SL interface for one circuit breaker with RJ45	LV434000	≥ 003.000.012	released version > 003.001.000
IFM Modbus-SL interface for one circuit breaker	TRV00210 STRV00210	–	–
IFE Ethernet interface for one circuit breaker with RTC	LV434001	–	≥ 003.007.024
IFE Ethernet interface for one circuit breaker	LV434010	≥ 003.005.003 and date code ≥ HL16485 (1)	≥ 003.007.024
IFE Ethernet switchboard server with RTC	LV434002	–	≥ 003.007.024
IFE Ethernet switchboard server	LV434011	≥ 003.005.003 and date code ≥ HL16485 (1)	≥ 003.007.024
EIFE Embedded Ethernet interface for one MasterPacT MTZ drawout circuit breaker	LV851001	≥ 003.005.003	≥ 003.007.024
IO input/output application module for one circuit breaker	LV434063	≥ 003.002.002 and date code ≥ HL16486 (2)	≥ 003.003.011
FDM121 front display module for one circuit breaker	TRV00121 STRV00121	≥ 004.000.009	≥ 004.000.009
FDM128 Ethernet display for eight devices	LV434128	≥ 6.3.4	≥ 6.5.3

(1) IFE hardware is compatible if manufacturing date code on the IFE label is greater than HL16485. IFE hardware with manufacturing date code lower than HL16485 operates correctly but generates a non-critical hardware discrepancy.

(2) IO module hardware is compatible if manufacturing date code on the IO module label is greater than HL16486. IO module hardware with manufacturing date code lower than HL16486 operates correctly but generates a non-critical hardware discrepancy.

Example: An MTZ MicroLogic X control unit with firmware version 001.000.200 is compatible with:

- IFM interface LV434000 with firmware version greater than or equal to 003.000.012
- IFE interface with firmware version greater than or equal to 003.005.003 and date code greater than or equal to HL16485
- EIFE interface with firmware version greater than or equal to 003.005.003
- IO module for one circuit breaker with firmware version 003.002.002 and date code greater than or equal to HL16486
- FDM128 display with firmware version greater than or equal to 6.3.4

The MTZ MicroLogic X control unit must be updated to firmware version greater than or equal to 002.000.002 to be compatible with an IFE interface with RTC.

NOTE: To benefit from the latest IMU features, it is recommended to update the firmware of the MTZ MicroLogic X control unit and the Enerlin'X devices of the IMU.

Digital Modules Compatible with MTZ MicroLogic X Control Unit

The following table presents the minimum MicroLogic X firmware version needed for the Digital Module to function:

Digital Module	Part number	Firmware version of MTZ MicroLogic X control unit
IDMT ground-fault protection	LV850038	≥ 005.103.000
IEC 61850 for MasterPacT MTZ	LV850046	≥ 004.101.000

Digital Module	Part number	Firmware version of MTZ MicroLogic X control unit
Directional overcurrent protection	LV850015	≥ 004.101.000
IDMTL overcurrent protection	LV850037	≥ 004.101.000
Under/Overfrequency protection	LV850013	≥ 003.012.000
Individual harmonics analysis	LV850006	≥ 002.000.002
Under/Over voltage protection	LV850012	≥ 002.000.002
Reverse active power	LV850011	≥ 002.000.002
Ground-fault alarm	LV850007	≥ 002.000.002
Energy Reduction Maintenance Settings (ERMS)	LV850009	≥ 002.000.002
Modbus legacy dataset	LV850045	≥ 002.000.002
Energy per phase	LV850002	≥ 001.000.002
Power restoration assistant	LV850004	≥ 001.000.002
MasterPacT operation assistant	LV850005	≥ 001.000.002
Waveform capture on trip event	LV850003	≥ 001.000.002

Refer to DOCA0102EN *MasterPacT MTZ - MicroLogic X Control Unit - User Guide*, page 7 for compatibility of the Digital Module with Enerlin'X devices.

MTZ MicroLogic Active Control Units

MTZ MicroLogic Active Firmware History

MTZ MicroLogic Active control units are designed for:

- MasterPacT MTZ1 circuit breakers with MicroLogic Active control unit
- MasterPacT MTZ2/MTZ3 circuit breakers with MicroLogic Active control unit

Each hardware version of a MicroLogic Active control unit is compatible with one or more firmware versions (see table below). You can update a MicroLogic Active control unit to the latest firmware version compatible with its hardware.

Date	MicroLogic Active hardware version	MicroLogic Active firmware version	Availability
July 2026	HW 002.001.000	FW 004.008.002	Release for manufacturing
May 2026	HW 002.001.000	FW 004.004.004	Obsolete
January 2026	HW 002.000.000	FW 004.004.003	Obsolete
November 2025	HW 002.000.000	FW 004.003.002	Obsolete
September 2025	HW 002.000.000	FW 004.002.003	Obsolete
July 2025	HW 001.000.000	FW 002.002.000	Release for manufacturing Last firmware version compatible with hardware version V001.000.000
January 2025	HW 001.000.000	FW 002.001.004	Obsolete
November 2024	HW 001.000.000	FW 002.001.003	Obsolete
November 2024	HW 001.000.000	FW 002.001.002	Obsolete
April 2024	HW 001.000.000	FW 001.001.002	Obsolete
March 2024	HW 001.000.000	FW 001.001.001	Obsolete

For more information, refer to DOCA0267EN *MasterPacT MTZ - MicroLogic Active Control Unit - Firmware Release Notes*, page 7.

Enerlin'X Devices Compatible with MTZ MicroLogic Active Control Unit

The following table shows the minimum firmware version of Enerlin'X devices, required to enable communication with an MTZ MicroLogic Active control unit with BCIM module.

Device	Part number	Firmware version
BCIM module	LV908000	≥ V001.000.004
IFM Modbus-SL interface for one circuit breaker with RJ45	LV434000	≥ V003.003.003
IFE Ethernet interface for one circuit breaker	LV434001	≥ V005.003.000
	LV434010	

Device	Part number	Firmware version
IFE Ethernet switchboard server	LV434002	≥ V005.003.000
	LV434011	
EIFE Ethernet interface	LV851001	≥ V005.003.000
FDM121 front display module for one circuit breaker	TRV00121 STRV00121	≥ V004.000.025

NOTE: To benefit from the latest IMU features, it is recommended to update the firmware of the MTZ MicroLogic Active control unit, the BCIM module and the Enerlin'X devices of the IMU.

Schneider Electric
1884 Boulevard de la Défense
92000 Nanterre
France

www.se.com

© 2026 – Schneider Electric. All rights reserved.

DOCA0155EN-17