SpaceLogic PIBCV VP228E / VP229E

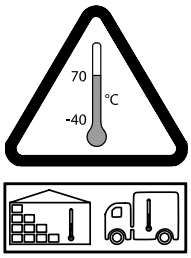

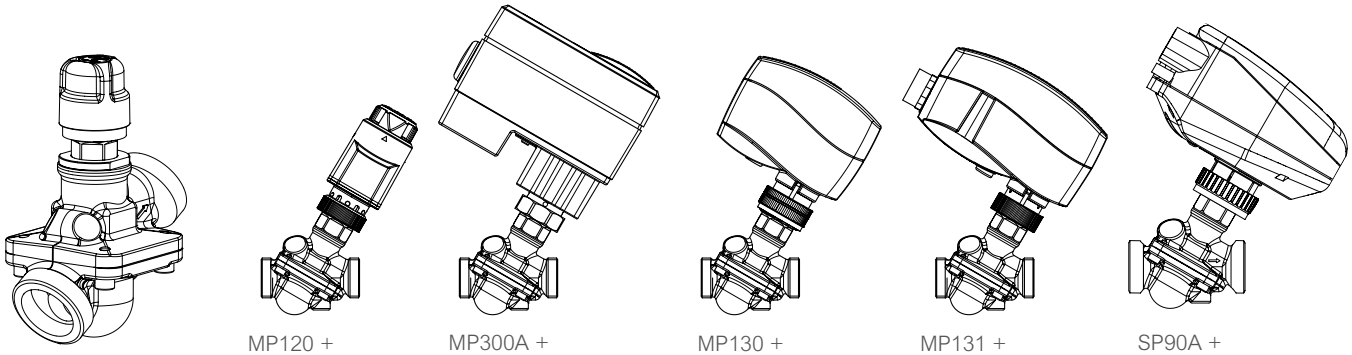

MP120 + VP228E / VP229E | MP300A + VP228E / VP229E | MP130 + VP228E / VP229E | MP131 + VP228E / VP229E | SP90A + VP228E / VP229E

Installation / Einbau / Installation / Montaż / 安装 / Монтаж / Instalación

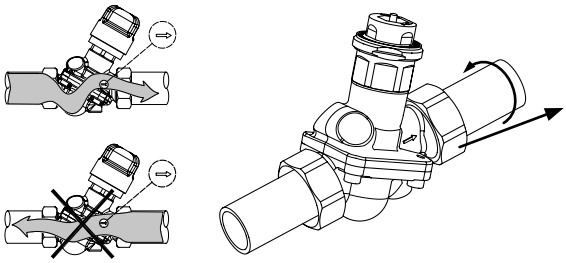

DN	gasket (size/material)	recomemnded torque	recomemnded degree of turn (hand tightened first)	gasket is damaged at (do not turn more than)
10	19×13×1,5/BA-GL	20–40 Nm	45°–75°	90°
15	24×16×2/BA-U	30–65 Nm	60°–90°	120°
20	30×21×2/BA-U	50–100 Nm	45°–75°	90°
25	39×27×2/BA-U	125–200 Nm	45°–75°	90°
32	44×33×2/BA-U	180–250 Nm	45°–75°	90°

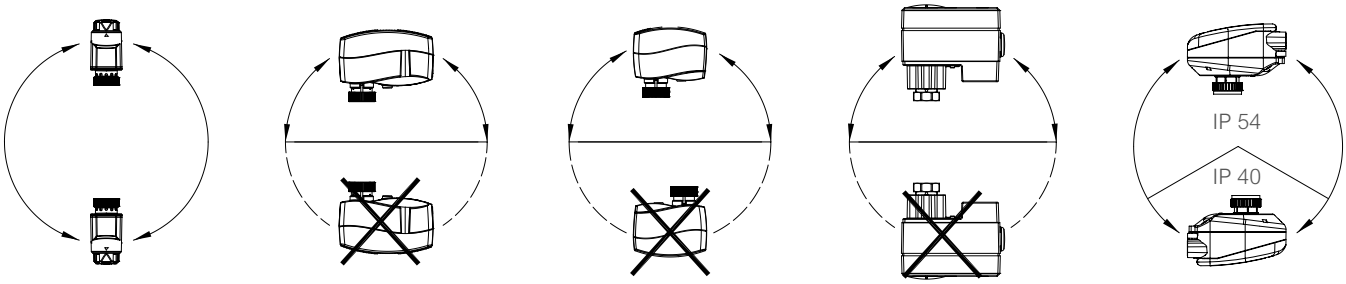

MP120 IP 44/NEMA2 | MP130 IP 41/NEMA1 | MP131 IP 41/NEMA2 | MP300A IP 54/NEMA2 | SP90A IP 54(IP40)/NEMA2

DN	gasket (size/material)	recomemnded torque	recomemnded degree of turn (hand tightened first)	gasket is damaged at (do not turn more than)
DN	Dichtung (Größe/Werkstoff)	Empfohlenes Anzugsmoment	Empfohlene Umdrehungen (zunächst per Hand festziehen)	Beschädigung der Dichtung bei (nicht weiter drehen)
DN	Joint (taille/matériau)	Couple recommandé	Degré de rotation recommandé (d'abord serrage manuel)	Endommagement du joint à (ne pas tourner à plus de)
DN	Uszczelka (rozmiar/materiał)	Zalecany moment dokręcenia	Zalecany kąt obrotu (po uprzednim dokręceniu ręcznym)	Uszczelka zostaje uszkodzona przy obrocie o kąt (nie obracać o większy kąt)
DN	**垫片（尺寸/材质）**	**建议扭矩**	**建议旋转角度（首先手动拧紧**	**垫片损坏临界值（旋转角度不要超过）**
Номинальный диаметр	прокладка (размер/материал)	рекомендуемый крутящий момент	рекомендуемый градус поворота (предварительная затяжка вручную)	прокладка повреждена в (запрещается поворачивать больше чем на)
DN	Junta (tamaño/material)	Par de apriete recomendado	Ángulo de giro recomendado (apretar primero con la mano)	Límite de daño de la junta (no superar)

North America (USA): +1 888 444 1311
Europe, Middle East & Africa (Sweden): +46 10 478 2000
Asia Pacific (Singapore): +65 6484 7877
product.support@schneider-electric.com
www.se.com

Life Is On | Schneider Electric

© 2025 Schneider Electric. All rights reserved. All trademarks are owned by Schneider Electric Industries SAS or its affiliated companies.
Document Number: F-28404-1
October 2025, cp

Shut off / Absperrung / Fermeture / Funkcja odcięcia / 关闭 / Отключение / Corte

Δp_{max} = 1 bar

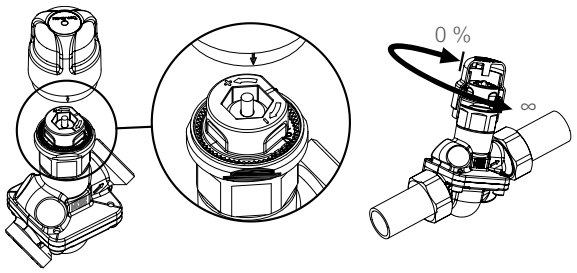

Locking / Blockierung / Verrouillage / Blokowanie nastawy / 锁定 / Блокировка / Bloqueo

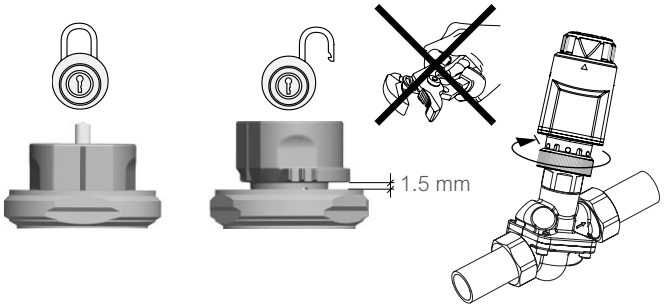

Insulation / Wärmedämmung / Isolation / Izolacja / 保温层 / Теплоизоляция / Aislamiento

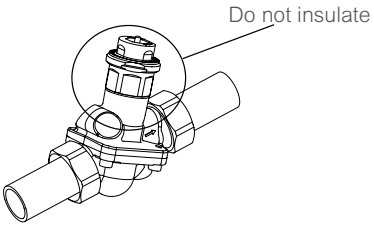

Measuring / Messung / Mesure / Wykonywanie pomiarów / 测量 / Измерение / Medida

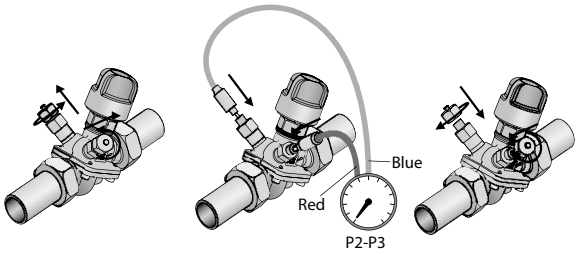

Setting / Einstellung / Réglage / Wykonywanie nastawy / 设定 / Настройка / Ajuste

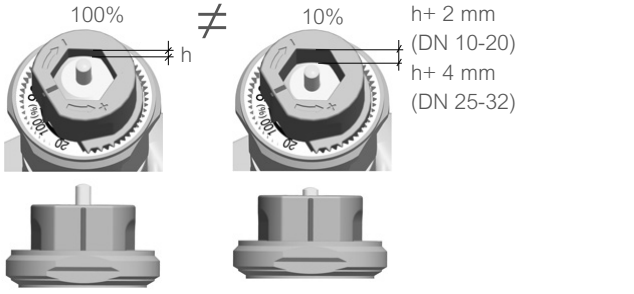

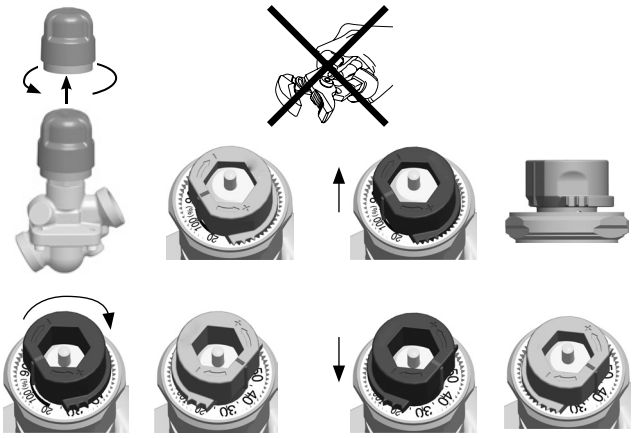

Determination of Flow Percentage

$$\frac{\text{Flow requirement}}{\text{Maximum flow rate of valve} \times \sqrt{SG}} \times 100 = \text{Percentage setting}$$

SG…Specific Gravity

Minimum Pressure Drop

Valve Size	Minimum ΔP (P_1 - P_3)	Maximum ΔP (P_1 - P_3)
	Kpa	
½" LF	16	400
½"		
¾"		
1"	20	
1¼"		
½" HF	35	
¾" HF		
1" HF		
1¼" HF		

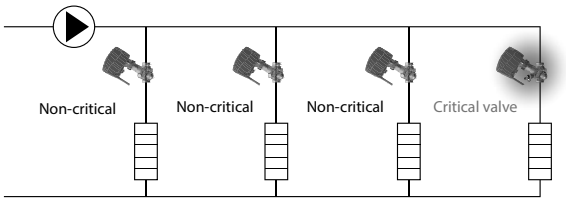

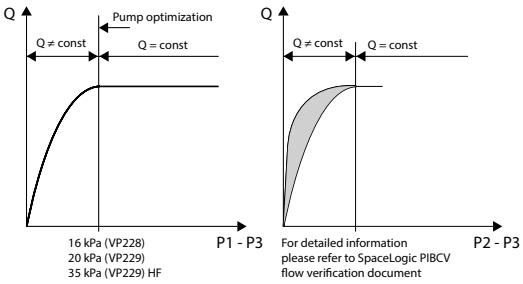

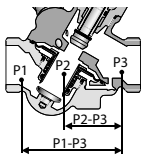

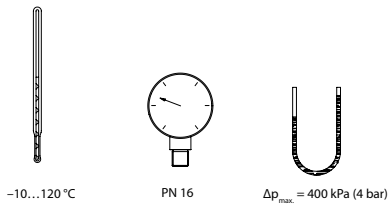

© 2025 Schneider Electric. All rights reserved. All trademarks are owned by Schneider Electric Industries SAS or its affiliated companies.
Document Number: F-28404-1

	DN10LF	DN10	DN15LF	DN15	DN15HF	DN20	DN20HF	DN25	DN25HF	DN32	DN32HF
			1/2” LF	1/2”	1/2” HF	3/4”	3/4” HF	1”	1” HF	1-1/4”	1-1/4” HF
	GPM										
20%	0,13	0,24	0,24	0,40	1,00	0,80	1,50	1,50	2,40	2,82	3,52
25%	0,17	0,30	0,30	0,50	1,25	1,00	1,88	1,88	3,00	3,53	4,40
30%	0,20	0,36	0,36	0,60	1,50	1,20	2,25	2,25	3,60	4,23	5,28
35%	0,23	0,42	0,42	0,70	1,75	1,40	2,63	2,63	4,20	4,94	6,16
40%	0,26	0,48	0,48	0,80	2,00	1,60	3,00	3,00	4,80	5,64	7,04
45%	0,30	0,54	0,54	0,90	2,25	1,80	3,38	3,38	5,40	6,35	7,92
50%	0,33	0,60	0,60	1,00	2,50	2,00	3,75	3,75	6,00	7,05	8,80
55%	0,36	0,66	0,66	1,10	2,75	2,20	4,13	4,13	6,60	7,76	9,68
60%	0,40	0,72	0,72	1,20	3,00	2,40	4,50	4,50	7,20	8,46	10,56
65%	0,43	0,78	0,78	1,30	3,25	2,60	4,88	4,88	7,80	9,17	11,44
70%	0,46	0,84	0,84	1,40	3,50	2,80	5,25	5,25	8,40	9,87	12,32
75%	0,50	0,90	0,90	1,50	3,75	3,00	5,63	5,63	9,00	10,58	13,20
80%	0,53	0,96	0,96	1,60	4,00	3,20	6,00	6,00	9,60	11,28	14,08
85%	0,56	1,02	1,02	1,70	4,25	3,40	6,38	6,38	10,20	11,99	14,96
90%	0,59	1,08	1,08	1,80	4,50	3,60	6,75	6,75	10,80	12,69	15,84
95%	0,63	1,14	1,14	1,90	4,75	3,80	7,13	7,13	11,40	13,40	16,72
100%	0,66	1,20	1,20	2,00	5,00	4,00	7,50	7,50	12,00	14,10	17,50
105%	0,69	1,26	1,26	2,10	5,25	4,20	7,88	7,88	12,57	14,81	18,48
110%	0,73	1,32	1,32	2,20	5,50	4,40	8,25	8,25	13,16	15,51	19,36
115%	0,76	1,38	1,38	2,30		4,60					
120%	0,79	1,44	1,44	2,40		4,80					

	DN10LF	DN10	DN15LF	DN15	DN15HF	DN20	DN20HF	DN25	DN25HF	DN32	DN32HF
			1/2" LF	1/2"	1/2" HF	3/4"	3/4" HF	1"	1" HF	1-1/4"	1-1/4" HF
	L/h										
20%	30	55	55	90	227	180	340	340	540	640	800
25%	37,5	68,75	68,75	112,5	283,75	225	425	425	675	800	1000
30%	45	82,5	82,5	135	340,5	270	510	510	810	960	1200
35%	52,5	96,25	96,25	157,5	397,25	315	595	595	945	1120	1400
40%	60	110	110	180	454	360	680	680	1080	1280	1600
45%	67,5	123,75	123,75	202,5	510,75	405	765	765	1215	1440	1800
50%	75	137,5	137,5	225	567,5	450	850	850	1350	1600	2000
55%	82,5	151,25	151,25	247,5	624,25	495	935	935	1485	1760	2200
60%	90	165	165	270	681	540	1020	1020	1620	1920	2400
65%	97,5	178,75	178,75	292,5	737,75	585	1105	1105	1755	2080	2600
70%	105	192,5	192,5	315	794,5	630	1190	1190	1890	2240	2800
75%	112,5	206,25	206,25	337,5	851,25	675	1275	1275	2025	2400	3000
80%	120	220	220	360	908	720	1360	1360	2160	2560	3200
85%	127,5	233,75	233,75	382,5	964,75	765	1445	1445	2295	2720	3400
90%	135	247,5	247,5	405	1021,5	810	1530	1530	2430	2880	3600
95%	142,5	261,25	261,25	427,5	1078,25	855	1615	1615	2565	3040	3800
100%	150	275	275	450	1135	900	1700	1700	2700	3200	4000
105%	157,5	288,75	288,75	472,5	1191,75	945	1785	1785	2835	3360	4200
110%	165	302,5	302,5	495	1248,5	990	1870	1870	2970	3520	4400
115%	172,5	316,25	316,25	517,5		1035					
120%	180	330	330	540		1134					

© 2025 Schneider Electric. All rights reserved. All trademarks are owned by Schneider Electric Industries SAS or its affiliated companies.

	DN10LF	DN10	DN15LF	DN15	DN15HF	DN20	DN20HF	DN25	DN25HF	DN32	DN32HF
			1/2” LF	1/2”	1/2” HF	3/4”	3/4” HF	1”	1” HF	1-1/4”	1-1/4” HF
	L/s										
20%	0,0083	0,0153	0,0153	0,0250	0,0631	0,0500	0,0944	0,0944	0,1500	0,1778	0,2222
25%	0,0104	0,0191	0,0191	0,0313	0,0788	0,0625	0,1181	0,1181	0,1875	0,2222	0,2778
30%	0,0125	0,0229	0,0229	0,0375	0,0946	0,0750	0,1417	0,1417	0,2250	0,2667	0,3333
35%	0,0146	0,0267	0,0267	0,0438	0,1103	0,0875	0,1653	0,1653	0,2625	0,3111	0,3889
40%	0,0167	0,0306	0,0306	0,0500	0,1261	0,1000	0,1889	0,1889	0,3000	0,3556	0,4444
45%	0,0188	0,0344	0,0344	0,0563	0,1419	0,1125	0,2125	0,2125	0,3375	0,4000	0,5000
50%	0,0208	0,0382	0,0382	0,0625	0,1576	0,1250	0,2361	0,2361	0,3750	0,4444	0,5556
55%	0,0229	0,0420	0,0420	0,0688	0,1734	0,1375	0,2597	0,2597	0,4125	0,4889	0,6111
60%	0,0250	0,0458	0,0458	0,0750	0,1892	0,1500	0,2833	0,2833	0,4500	0,5333	0,6667
65%	0,0271	0,0497	0,0497	0,0813	0,2049	0,1625	0,3069	0,3069	0,4875	0,5778	0,7222
70%	0,0292	0,0535	0,0535	0,0875	0,2207	0,1750	0,3306	0,3306	0,5250	0,6222	0,7778
75%	0,0313	0,0573	0,0573	0,0938	0,2365	0,1875	0,3542	0,3542	0,5625	0,6667	0,8333
80%	0,0333	0,0611	0,0611	0,1000	0,2522	0,2000	0,3778	0,3778	0,6000	0,7111	0,8889
85%	0,0354	0,0649	0,0649	0,1063	0,2680	0,2125	0,4014	0,4014	0,6375	0,7556	0,9444
90%	0,0375	0,0688	0,0688	0,1125	0,2838	0,2250	0,4250	0,4250	0,6750	0,8000	1,0000
95%	0,0396	0,0726	0,0726	0,1188	0,2995	0,2375	0,4486	0,4486	0,7125	0,8444	1,0556
100%	0,0417	0,0764	0,0764	0,1250	0,3153	0,2500	0,4722	0,4722	0,7500	0,8889	1,1111
105%	0,0438	0,0802	0,0802	0,1313	0,3310	0,2625	0,4958	0,4958	0,7875	0,9333	1,1667
110%	0,0458	0,0840	0,0840	0,1375	0,3468	0,2750	0,5194	0,5194	0,8250	0,9778	1,2222
115%	0,0479	0,0878	0,0878	0,1438		0,2875					
120%	0,0500	0,0917	0,0917	0,1500		0,3150					

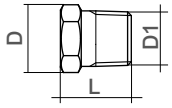

Valve DN	Valve External Thread (D)	Female NPT	Sweat	Male NPT	Female Rp Thread	R Taper	Solder	Weld
10	G1/2A	1/2" (L = 28 mm)	1/2" (L = 27mm)	3/8" (L = 31,5)	G1/2"	R3/8" (L = 31,5mm)	12mm (L = 22mm) 15mm (L = mm)	-
15	G3/4A	1/2" (L = 28 mm)	5/8" (L = 33,5mm)	1/2" (L = 33,5mm)	G1/2"	R1/2" (L = 33,5mm)	15mm (L = 29,5mm) 22mm (L = mm)	-
20	G1 A	3/4" (L = 32 mm)	7/8" (L = 38mm)	3/4" (L = 38mm)	G1/2" (L = 30,5mm)	R3/4" (L = 38mm)	15mm (L = 34,5mm) 22mm (L = 40,5mm)	26,9mm (L = 49mm)
25	G1 1/4 A	1" (L = 38 mm)	1 1/8" (L = 44mm)	1" (L = 44mm)	G3/4" (L = 33,5mm)	R1" (L = 44mm)	28mm (L = 47mm)	33,7mm (L = 51mm)
32	G1 1/2 A	1 1/4" (L = 42 mm)	1 3/8" (L = 47mm)	1 1/4" (L = 47mm)	G1" (L = 35,5mm)	R1 1/4" (L = 47mm)	35 mm (L = 52mm)	42,4mm (L = 50,5mm)

Valve DN	Valve External Thread	Female NPT	Sweat	Male	Female BSP Thread	Male Thread	Solder	Weld
Ventil DN	Ventil Außengewinde	NPT-Innengewinde	Lötfitting	Außengewinde	BSP-Innengewinde	Außengewinde	Lötanschluss	Schweißanschluss
Vanne DN	Filetage externe de la vanne	NPT femelle	Soudage à l'étain	Mâle	Filetage femelle BSP	Filetage mâle	Brasage	Soudage
Średnica DN zaworu	Gwint zewnętrzny zaworu	Gwint wewnętrzny NPT	Połączenie lutowane dociskowo	Gwint zewnętrzny	Gwint wewnętrzny BSP	Gwint zewnętrzny	Połączenie lutowane	Połączenie spawane
阀门	外螺纹阀门	内螺纹 NPT	熔焊	外螺纹	内螺纹 BSP	外螺纹	钎焊	焊接
Номинальный диаметр клапана	Наружная резьба клапана	Внутренняя резьба NPT	Припой	Наружная резьба	Внутренняя резьба BSP	Наружная резьба	Пайка	Сварка
Válvula (DN)	Rosca externa de la válvula	NPT hembra	Conexión para soldar	Macho	Rosca BSP hembra	Rosca macho	Soldadura (metales blandos)	Soldadura (metales duros)

	UK Representative	Manufacturer
UK CA	Schneider Electric Limited Stafford Park 5 Telford, TF3 3BL United Kingdom	Schneider Electric Fabriksvägen 1 137 37 Västerhaninge Sweden

© 2025 Schneider Electric. All rights reserved. All trademarks are owned by Schneider Electric Industries SAS or its affiliated companies.
Document Number: F-28404-1