

EVlink Parking > EVlink Pro AC Metal Substitution Guide

Substitute EVlink Parking for EVlink Pro AC Metal

998-22692267
05/2023



Legal Information

The Schneider Electric brand and any trademarks of Schneider Electric SE and its subsidiaries referred to in this guide are the property of Schneider Electric SE or its subsidiaries. All other brands may be trademarks of their respective owners.

This guide and its content are protected under applicable copyright laws and furnished for informational use only. No part of this guide may be reproduced or transmitted in any form or by any means (electronic, mechanical, photocopying, recording, or otherwise), for any purpose, without the prior written permission of Schneider Electric.

Schneider Electric does not grant any right or license for commercial use of the guide or its content, except for a non-exclusive and personal license to consult it on an "as is" basis. Schneider Electric products and equipment should be installed, operated, serviced, and maintained only by qualified personnel.

As standards, specifications, and designs change from time to time, information contained in this guide may be subject to change without notice.

To the extent permitted by applicable law, no responsibility or liability is assumed by Schneider Electric and its subsidiaries for any errors or omissions in the informational content of this material or consequences arising out of or resulting from the use of the information contained herein.

Table of Contents

Substitution Objectives	4
Substitution Rules	5
Perimeter of Withdrawn Range	6
EVlink Parking.....	6
Floor-Standing Charging Station.....	6
Wall-Mounted Charging Station	7
EVlink Parking Accessory References	8
EVlink Parking Spare Part References.....	10
Technical Characteristics	11
Technical Features Comparison Table.....	11
Substitution Table.....	14
Catalogue References.....	14
Dimensions and Weight.....	16
Installation	17
Floor-Standing Charging Station.....	17
Wall-Mounted Charging Station	19
End of Life Policy	20

Substitution Objectives

The substitution guide aims to present the replacement of EVlink Parking charging station by EVlink Pro AC Metal that maintains the same functionality with added functions.

The Electric Vehicle market is evolving fast, which demands the launch of new products to stay in line with the latest market needs.




















- Product development to integrate new features (Dynamic Energy Management, MID metering, Residual Current Device, MNx, RDC-DD 6 mA).
- Anticipation of emerging needs.

The substitution concerns all the EVlink Smart Wallbox, EVlink Wallbox and EVlink Parking references as well as the accessories and spare parts specific to these charging stations.

This substitution guide applies only to the EVlink Parking references.

Refer to:

- *EVlink Smart Wallbox Substitution Guide (JYT2871901)* for substitution of the EVlink Smart Wallbox range by EVlink Home Smart or EVlink Pro AC
- *EVlink Wallbox > EVlink Home Substitution Guide (JYT6530900)* for substitution of the EVlink Wallbox range by EVlink Home

	Homes		Buildings						
	 @ Home Single Family	 @ Home Multi Family	 @ Work			 @ Destination			
Current offer	Wallbox 	Smart Wallbox 	Wallbox 	Smart Wallbox 	Smart Wallbox 	Parking 	Smart Wallbox 	Parking 	
Upcoming offer	Home 	Smart 	Pro AC 	Pro AC 	Pro AC Metal 		Pro AC 	Pro AC Metal 	

Substitution Rules

To find out the commercialization end date for EVlink Parking in your country, please refer to your local contact.

From the commercialization end date, the following rules will apply:

- No orders will be accepted for a EVlink Parking for a new project.
- All orders for the EVlink Parking range must be placed before the end of commercialization date.
- For new projects, it will be compulsory to offer EVlink Pro AC Metal (when commercialized in your country) to substitute EVlink Parking.
- Spare parts will remain available for the period of the warranty (standard 2 years, possibly extended to 5 years) to replace EVlink Parking products. Refer to the “End of life policy” chapter for more information.

Perimeter of Withdrawn Range

EVlink Parking

The following products in the existing EVlink Parking range will be withdrawn and replaced by EVlink Pro AC Metal products.

Floor-Standing Charging Station





Without RFID reader



With RFID reader

Mode 3

Charging station type	No. of charge points	Socket outlet type Silver-plated contacts	Power per socket outlet / Phases	
			7.4 kW (1P - 32 A)	22 kW (3P - 32 A)
Plug and charge - Without RFID reader				
	1 ⁽¹⁾	T2 with shutters	EVF2S7P04	EVF2S22P04
	2	T2 with shutters	EVF2S7P44	EVF2S22P44
Plug and charge - With RFID reader⁽²⁾				
	1 ⁽¹⁾	T2 with shutters	EVF2S7P04R	EVF2S22P04R
	2	T2 with shutters	EVF2S7P44R	EVF2S22P44R
(1) On the right side of the charging station.				
(2) Includes 10 RFID badges.				

Wall-Mounted Charging Station



Without RFID reader



With RFID reader

Mode 3

Charging station type	No. of charge points	Socket outlet type Silver-plated contacts	Power per social / Phases	
			7.4 kW (1P - 32 A)	22 kW (3P - 32 A)
Plug and charge - Without RFID reader				
	1 ⁽¹⁾	T2 with shutters	EVW2S7P04	EVW2S22P04
	2	T2 with shutters	EVW2S7P44	EVW2S22P44
Plug and charge - With RFID reader⁽²⁾				
	1 ⁽¹⁾	T2 with shutters	EVW2S7P04R	EVW2S22P04R
	2	T2 with shutters	EVW2S7P44R	EVW2S22P44R
(1) On the right side of the charging station.				
(2) Includes 10 RFID badges.				

EVlink Parking Accessory References

Modem



3G/4G Modem
Reference: EVP3MM

Modems mounted using EVP1FKC (DIN rail mounting kit):

- Inside external cabinet
- Inside EVlink Parking


Antenna for EVlink Parking 3G/4G Modem



Reference: EVP2MP

Antenna (ordered separately): Ethernet cable 1 m included.
Antenna mounted on the floor base EVP2FBS


Protective Cover



Reference: EVP1WPSC

For wall-mounted charging stations to block user access to cable sockets used for wiring.
Degree of protection: IK10


Cable Holder



Reference: EVP1PH

For floor-standing and wall-mounted EVlink Parking (also compatible with EVF1xxxx and EVW1xxxx charging stations).
Allows the cable to be wound up for easy storage and locked on the holder.

DIN Rail Mounting Kit





Reference: EVP1FKC

For the use of floor-standing charging station as an electrical enclosure. Compatible only with floor-standing charging station (Reference: EVF2) and floor-standing base (Reference: EVP2FBS).

EVlink Parking Accessories Compatible with EVlink Pro AC Metal

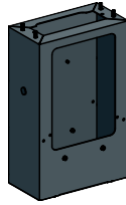
The following EVlink Parking accessories are compatible with EVlink Pro AC Metal.

Accessory	Photo	Reference
Pack of 10 RFID badges		EVP1BNS
EVlink cables		EVP1CNxxxxx

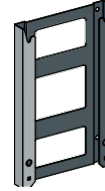
EVlink Parking Spare Part References

The following spare parts in the existing EVlink Parking range will be withdrawn and replaced with EVlink Pro AC Metal spare parts.

Bases



Floor-standing base
Reference: EVP2FBS



Wall-mounted base
Reference: EVP1WBS

Enclosures

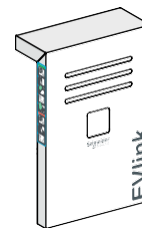


Characteristics	References
7.4 kW 1XT2S	EVP2PE704
7.4 kW 1XT2 RFID	EVP2PE704R
7.4 kW 2XT2S	EVP2PE744
7.4 kW 2XT2 RFID	EVP2PE744R
22 kW 1XT2S RFID	EVP2PE2204R
22 kW 2XT2S	EVP2PE2244
22 kW 2XT2S RFID	EVP2PE2244R

Caps



Floor-standing
Reference: EVP2FCG



Wall-mounted
Reference: EVP2WCG

Socket Outlets




Green socket outlet T2 with shutters
Reference: EVP1PSS4



Technical Characteristics

Technical Features Comparison Table

The following table shows the technical characteristics of old and new ranges for comparison.



Characteristics		
Range	EVlink	EVlink
Product name	EVlink Parking	EVlink Pro AC Metal
Product type	AC charging station	AC charging station
Device short name	EVF2 EVW2	EVB3 for EVlink Pro AC EVA1RFKS2: EVlink metallic kit floor-standing 2CP EVA1RFKS1: EVlink metallic kit floor-standing 1CP EVA1RWKS1: EVlink metallic kit wall-mounted 1CP
Pole description	3P + N for power circuit 1P + N for power circuit	3P + N for power circuit 1P + N for power circuit
Mounting mode	Floor-standing Wall-mounted	Floor-standing Wall-mounted
(Us) rated supply voltage	230 V AC 50/60 Hz control circuit 380...415 V AC 50/60 Hz power circuit	380...415 V AC 50/60 Hz control circuit 220...240 V AC 50/60 Hz power circuit
Nominal output power	22 kW 32 A 380...415 V 7.4 kW 32 A 222...240 V	22 kW 380...415 V 7.4 kW 220...240 V
Earthing system	TT TN Compatible IT with additional isolation transformer on the power supply	TT TN Compatible IT on the 1-phase power supply Compatible IT with additional isolation transformer on the 3-phase power supply
Socket-outlet number	1 or 2	1 or 2
Socket-outlet type	T2 with shutter / silver plated contacts	T2 with shutter / silver plated contacts
Maximum supply current	32 A for T2 with shutter	32 A for T2 with shutter and attached cable T2
Maximum power	22 kW for T2 with shutter	22 kW for T2 with shutter
Access control system	Badge RFID conforming to ISO/IEC 14443 Badge RFID conforming to ISO/IEC 15693	NFC/RFID Badge conforming to ISO/IEC 14443 Type A and B NFC Forum tag type 1, 2, 4, 5 reader ISO/IEC 15693 reader support: <ul style="list-style-type: none"> • Mifare Ultralight • Mifare Classic 1K/4K • Mifare DESfire EV1/EV2 • Mifare Plus Cards
* The setting will be set depending on the country where the EVSE is used in order to comply with the IEC 61851-1 ed3.		

Complementary		
Control type	1 red push-button, function: stop 1 green illuminated push-button, function: start/unlock flap	None
Local signaling	On charge: 1 LED (green) (flashing) on side Available: 1 LED (green) on front Reserved: 1 LED (orange) on front Not operational: 1 LED (red) on front	1 multi-color LED for status indication
Communication port protocol	OCPP 1.6 Json Smart Charging	OCPP 1.6 Json Smart Charging
Embedded network connection	Embedded webserver Ethernet service: configuration via webserver 3 ports	Bluetooth Ethernet 2 ports (1 for daisy chain)
Operation and maintenance	Diagnosis capabilities Charge detail records Load management Postponed charge Circuit-breaker status Software update Maintenance report export User management User privilege configuration	Diagnosis capabilities Charge detail records Load management Postponed charge Circuit-breaker status Badge management Software updates Maintenance report export User management
Operating mode	Standalone Clustered architecture	Standalone Clustered architecture
Standards	IEC 61851-22 IEC 62196-2 IEC 61851-1 IEC 62196-1	IEC/EN 61851-1 Ed 3.0 IEC/EN 62196-1 Ed 2.0 IEC/EN 62196-2 Ed 1.0 EMC EN 301 489-1 V2.1.1 EMC EN 301 489-17 V3.1.1 IEC/EN 62208
Product certifications	CE ZE Ready EV Ready RCM EAC	CE EV Ready RCM EAC TR25
Height	Floor-standing: 1,146 mm Wall-mounted: 620 mm	Floor-standing 2CP*: 1,360 mm Floor-standing 1CP*: 1,360 mm Wall-mounted 1CP*: 783 mm
Width	413 mm	Floor-standing 2CP*: 390 mm Floor-standing 1CP*: 390 mm Wall-mounted 1CP*: 390 mm
Depth	220 mm	Floor-standing 2CP*: 355.6 mm Floor-standing 1CP*: 180.3 mm Wall-mounted 1CP*: 180.3 mm
Net weight	Wall-mounted: 33 kg Floor-standing: 50 kg	Floor-standing 2CP*: 80 kg Floor-standing 1CP*: 60 kg Wall-mounted 1CP*: 36 kg
Color	Front: white (RAL 9003) Side: grey (RAL 7016)	Front and rear plate: white (RAL 9003) Side and cover metal: alu grey (RAL 9022)
* CP: charge point		

Environment		
IP degree of protection	IP54 off load conforming to IEC 61851-1 IP54 on load conforming to IEC 61851-1	IP55 with T2S socket IP55 with attached cable IP54 with domestic socket IP3x metallic enclosure Conforming to IEC 60529
IK degree of protection	IK10 charging station conforming to IEC 61851-22 IK10 socket-outlet conforming to IEC 61851-22	IK10 conforming to IEC 62262
Ambient air temperature for operation	-30...50 °C conforming to IEC 61851-22	-30...50 °C
Ambient air temperature for storage	-40...80 °C	-40...80 °C
Operating altitude	0...2,000 m conforming to IEC 61851-22	0...2,000 m
Relative humidity	0...95 %	0...95 %

Offer sustainability		
Sustainable offer status	Green Premium product	Green Premium product
REACH Regulation	REACH Declaration	REACH Declaration
REACH free of SVHC	Yes	Yes
EU RoHS Directive	Compliant EU RoHS Declaration	Compliant EU RoHS Declaration
Mercury free	Yes	Yes
RoHS exemption information	Yes	Yes
Environmental Disclosure	Product Environmental Profile	Product Environmental Profile
Circularity Profile	End of Life Information	End of Life Information

Substitution Table

Catalogue References

The following table contains catalogue references of new products which are suitable to replace EVlink Parking products.

Floor-Standing References

EVlink Parking reference	EVlink Parking description	EVlink Pro AC reference	Metallic kit reference	EVlink Pro AC Metal description	Comments
EVF2S22P04 EVF2S22P04R	1xT2S - 22.1 kW	EVB3S22N40M	EVA1RFKS1	T2S - 3PH - 32 A - RDC-DD 6mA- MID 3PH inside	No ref without RFID reader
	1xT2S - 22.1 kW - RFID	EVB3S22N4	EVA1RFKS1	T2S - 3PH - 32 A - RDC-DD 6mA- iSWNA40+MNx - no MID	RFID reader can be deactivated
EVF2S7P04 EVF2S7P04R	1xT2S - 7.4 kW	EVB3S07N40M	EVA1RFKS1	T2S - 1PH - 32 A - RDC-DD 6mA +MNx - MID 1PH inside	No ref without RFID reader
	1xT2 - 7.4 kW - RFID 1xT2S - 7.4 kW - RFID				RFID reader can be deactivated Only T2 with shutter
EVF2S22P44 EVF2S22P44R	2xT2S - 22.1 kW	2x EVB3S22N40M	EVA1RFKS2	T2S - 3PH - 32 A - RDC-DD 6mA- MID 3PH inside	No ref without RFID reader
	2xT2S - 22.1 kW - RFID	2x EVB3S22N4	EVA1RFKS2	T2S - 3PH - 32 A - RDC-DD 6mA- iSWNA40+MNx - no MID	RFID reader can be deactivated Only T2 with shutters
EVF2S7P44 EVF2S7P44R	2xT2 - 7.4 kW 2xT2S - 7.4 kW 2xT2S - 7.4 kW - RFID	EVB3S07N40M	EVA1RFKS1	T2S - 1PH - 32 A - RDC-DD 6mA +MNx - MID 1PH inside	No ref without RFID reader RFID reader can be deactivated Only T2 with shutters

Wall-Mounted References

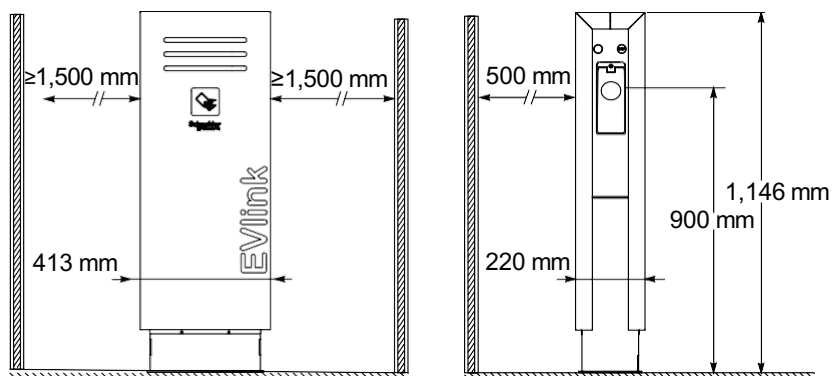
EVlink Parking reference	EVlink Parking description	EVlink Pro AC reference	Metallic kit reference	EVlink Pro AC Metal description	Comments
EVW2S22P04 EVW2S22P04R	1xT2S - 22.1 kW 1xT2S - 22.1 kW - RFID	EVB3S22N40M	EVA1RWKS1	T2S - 3PH - 32 A - RDC-DD 6mA- MID 3PH inside	No ref without RFID reader
		EVB3S22N4	EVA1RWKS1	T2S - 3PH - 32 A - RDC-DD 6mA- iSWNA40+MNx - no MID	RFID reader can be deactivated Only T2 with shutter
EVW2S7P04 EVW2S7P04R	1xT2S - 7.4 kW 1xT2S - 7.4 kW - RFID	EVB3S07N40M	EVA1RWKS1	T2S - 1PH - 32 A - RDC-DD 6mA +MNx - MID 1PH inside	No ref without RFID reader RFID reader can be deactivated Only T2 with shutter
EVW2S22P44 EVW2S22P44R	2xT2S - 22.1 kW 2xT2S - 22.1 kW - RFID	2x EVB3S22N40M	2x EVA1RWKS1	T2S - 3PH - 32 A - RDC-DD 6mA- MID 3PH inside	No ref without RFID reader
		2x EVB3S22N4	2x EVA1RWKS1	T2S - 3PH - 32 A - RDC-DD 6mA- iSWNA40+MNx - no MID	RFID reader can be deactivated Only T2 with shutters
EVW2S7P44 EVW2S7P44R	2xT2S - 7.4 kW 2xT2S - 7.4 kW - RFID	2x EVB3S07N40M	2x EVA1RWKS1	T2S - 1PH - 32 A - RDC-DD 6mA +MNx - MID 1PH inside	No ref without RFID reader RFID reader can be deactivated Only T2 with shutters

NOTE: The EVlink Pro AC Metal equivalent of the DIN rail used for EVlink Parking is the Kaedra enclosure or the Thalassa enclosure for EVlink Pro AC Metal floor-standing 2 charge points. Refer to the catalogue or to EVlink Pro AC Metal datasheet for more details.

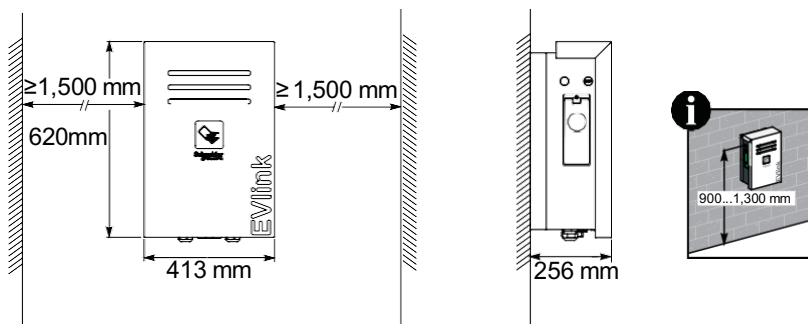
Dimensions and Weight

EVlink Parking

• Floor-standing charging station



• Wall-mounted charging station



The following table presents the weight for EVlink Parking:

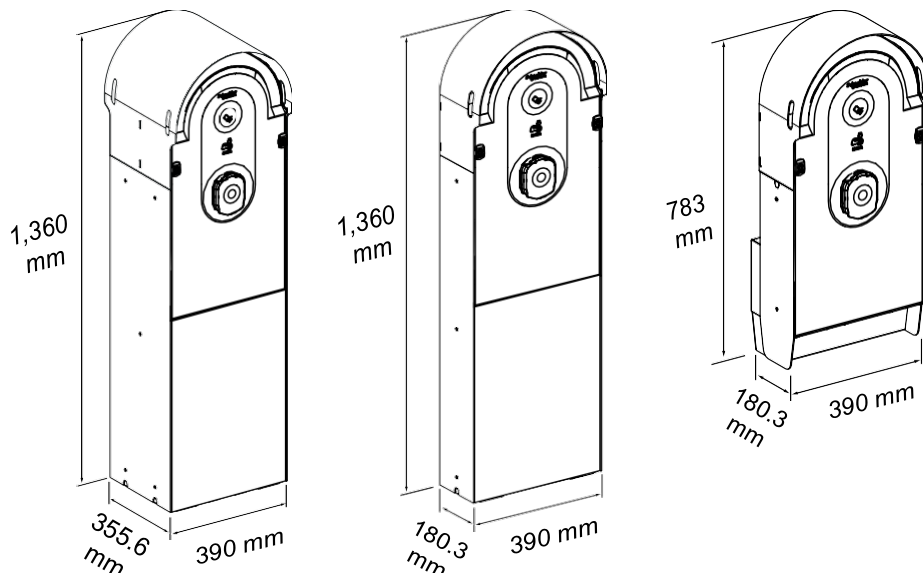
Floor-standing	Wall-mounted
50 kg	33 kg

EVlink Pro AC Metal

FS2CP: 1,360 mm x 390 mm x 355.6 mm

FS1CP: 1,360 mm x 390 mm x 180.3 mm

WM1CP: 783 mm x 390 mm x 180.3 mm



Installation

For the installation of the EVlink Pro AC Metal, refer to the following guides:.

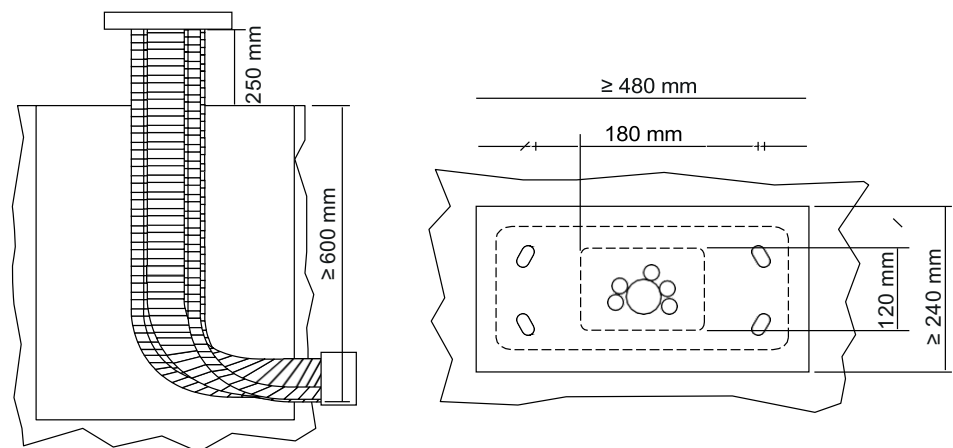
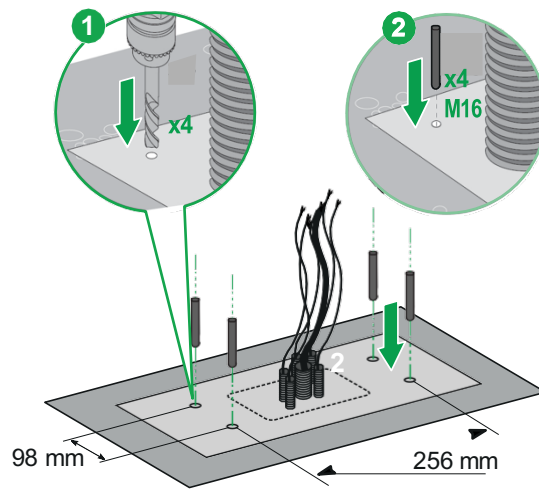
- JYT24397 EVlink Pro AC Metal FS2CP Installation Guide
- JYT24398 EVlink Pro AC Metal FS1CP Installation Guide
- JYT24399 EVlink Pro AC Metal WM1CP Installation Guide

Floor-Standing Charging Station

1 Charge Point (1CP)

The EVlink Pro AC Metal can replace an EVlink Parking using the same dimensions.

- **Floor-standing EVlink Parking dimensions for the foundation**



- **EVlink Pro AC Metal dimension**



NOTE: The location of the charge point is different between the EVlink Parking and the EVlink Pro AC Metal.



- A. Charge point of the EVlink Parking
- B. Charge point of the EVlink Pro AC Metal

2 Charge Points (2CP)

The EVlink Pro AC Metal can replace an EVlink Parking using the same dimensions. There are two cases for different orientations.

<p>Case 1: The charge point of the EVlink Parking (A) is in the same direction of the charge point of the EVlink Pro AC Metal (B)</p>	<p>Case 2: The charge point of the EVlink Parking (A) is perpendicular to the direction of the charge point of the EVlink Pro AC Metal (B)</p>
<p>Fixing points: use the 4 holes along the charge points.</p> <ul style="list-style-type: none"> C. EVlink Parking D. EVlink Pro AC Metal E. Sockets 	<p>Fixing points: use the different 4 holes as shown.</p> <ul style="list-style-type: none"> C. EVlink Parking D. EVlink Pro AC Metal E. Sockets

Wall-Mounted Charging Station

To replace an EVlink Parking on a wall with an EVlink Pro AC Metal, proceed as follows:

1. Remove the wall-mounting plate of the EVlink Parking.
Dimensions of the mounting plate: H = 450 mm; W = 300 mm.
- 2.

NOTICE

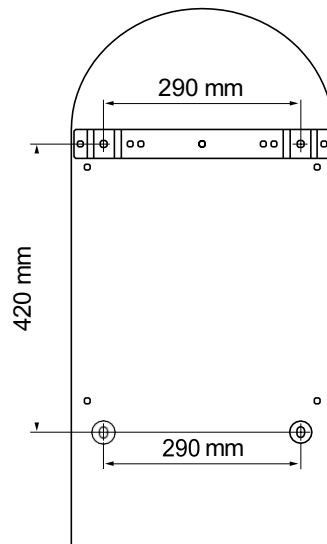
HAZARD OF IMPROPER OPERATION

To avoid weakening the wall, the minimum distance between the former hole and the new hole must be more than 50 mm.

Failure to follow these instructions can result in equipment damage.

Drill new holes in the wall to install the wall-mounting plate of the EVlink Pro AC Metal.

Dimensions of the mounting plate of EVlink Pro AC Metal:
H = 420 mm; W = 290 mm.



3. Install the EVlink Pro AC Metal by referring to the according guide:
 - EVlink Pro AC Metal floor-standing 2 charge points Installation Guide
 - EVlink Pro AC Metal floor-standing 1 charge point Installation Guide
 - EVlink Pro AC Metal wall-mounted 1 charge point Installation Guide

End of Life Policy

All EVlink products as stated on our [Standard Terms & Conditions](#) of Sale is eighteen (18) months from the Delivery Date; and twelve (12) months from commercial or operational use of the Products by the Customer. Schneider Electric will ensure service continuity for all the withdrawn products.

Withdrawn spare parts, accessories, and charging stations will be available for 5 years from the commercialization end date.

During the warranty period, it will be possible to:

- Replace an EVlink Parking with an EVlink Parking or EVlink Pro AC Metal.
- Repair a damaged EVlink Parking with a spare part.
- Replace a damaged accessory with a new one.
- Upgrade the software to the latest version of EVlink Parking. No new software version will be released after the commercialisation end date, except in case of major bug.

After the end of the warranty period:

- Schneider Electric offers the possibility to buy spare parts, accessories and products, subject to stock availability.
- If the product cannot be repaired or replaced with the same product, we offer the customer the possibility of buying an equivalent charging station from the new generation.

Schneider Electric Pty Ltd
2 Banfield Road
Macquarie Park, NSW 2113
Australia

www.se.com

As standards, specifications, and design change from time to time, please ask for confirmation of the information given in this publication.